





STRANTROL SYSTEM3 Basic Operation







CALIBRATION (pH, Temp and ppm)

Hold the **Cal** key until screen goes blank, then release. To recalibrate the pH press the  or  arrow. Press the **Cal** key to enter and to move to the next parameter.

SETPOINT (pH and HRR)

To view setpoint press the **Set Point** key. To change setpoint hold the **Set Point** key until pH setpoint is displayed. To change setpoint press the  or  down arrow. Press the **Set Point** key to enter and to move to the next parameter (pH and HRR).

PROGRAMMING (Language, Alarms, HRR, Span and Time Base)

Press the **Cal** key and the  arrow at the same time, hold until the screen goes blank, then release. "Program?" will appear. To enter the menu press the  arrow. Press the  arrow to move to the menu option. Press the **Cal** key to select the parameter and then press the  or  arrow to change. Press the **Cal** key to enter value. To exit menu press the  arrow until "Exit menu" appears then press the **Cal** key.

Represented by:

Unit A1, 6-8 Lyon Park Road
North Ryde, NSW 2113
Australia
+61.2.8875.2800 *tel*
+61.2.8875.2700 *fax*

Priory Works, Tonbridge
Kent, TN11 0QL
United Kingdom
+44.(0)1732.354888 *tel*
+44.(0)1732.354222 *fax*

© 1999 United States Filter Corporation

USFilter

Stranco Products
P.O.Box 389
Bradley, IL 60915 U.S.A.
800.882.6466 *tel*
815.932.8154 *tel*
815.932.1760 *fax*
<http://www.stranco.com>
Lt. No. A-BOP3 Rev. 1